







### 1. How well do you think things are going in the Yuba River watershed today?







		Response Percent	Response Count
Very Well		5.2%	31
<b>Well</b>		<b>48.1%</b>	<b>286</b>
Neutral		26.9%	160
Badly		8.9%	53
Very Badly		0.8%	5
Don't know		9.9%	59

What do you think is the most important challenge facing the Yuba River watershed today?

359

<b>answered question</b>	<b>594</b>
<b>skipped question</b>	<b>15</b>

## 2. How satisfied are you with the direction SYRCL is going today?






		Response Percent	Response Count
Very Satisfied		33.4%	198
<b>Satisfied</b>		<b>48.2%</b>	<b>286</b>
Neutral		8.3%	49
Dissatisfied		3.0%	18
Very Dissatisfied		1.2%	7
Don't know		5.9%	35

What do you think is the most important thing that SYRCL should be working on?

315

<b>answered question</b>	<b>593</b>
<b>skipped question</b>	<b>16</b>







**3. How important to you is SYRCL's River Science program overall? (The River Science program involves River Monitoring, River Restoration projects, and Watershed Assessment.)**

		Response Percent	Response Count
Very Important		69.0%	385
Important		24.4%	136
Neutral		3.8%	21
Unimportant		0.2%	1
Very Unimportant		0.0%	0
Don't know		2.7%	15

Comments: 107

answered question	558
skipped question	51







**4. How important to you is SYRCL's River Monitoring program? (Now in its 11th year, nearly 80 citizen monitors volunteer to collect monthly water samples from over 40 sites.)**

		Response Percent	Response Count
Very Important		62.5%	346
Important		28.9%	160
Neutral		4.5%	25
Unimportant		0.9%	5
Very Unimportant		0.4%	2
Don't know		2.9%	16

Comments: 112

answered question	554
skipped question	55







**5. How important to you are SYRCL's River Restoration projects? (SYRCL has restoration projects underway in the lower Yuba and in Loney and Deer Meadows.)**

		Response Percent	Response Count
Very Important		60.3%	335
Important		32.2%	179
Neutral		2.5%	14
Unimportant		0.9%	5
Very Unimportant		0.4%	2
Don't know		3.8%	21

Comments: 84

answered question	556
skipped question	53







**6. How important to you is it that SYRCL, through its River People program, is powered by a very large number of volunteers? (The River People program coordinates SYRCL's hundreds of volunteers in our "people-powered" projects such as the Annual River Clean-up Day, the Wild & Scenic Film Festival and other events, special campaigns, plus numerous day-to-day projects in the field and at our office.)**

		Response Percent	Response Count
Very Important		67.1%	372
Important		27.3%	151
Neutral		4.5%	25
Unimportant		0.2%	1
Very Unimportant		0.2%	1
Don't know		0.7%	4

Comments: 97

answered question	554
skipped question	55







**7. How important to you is SYRCL's Annual River Cleanup Day? (Now in its 15th year, SYRCL mobilizes hundreds of volunteers annually to clean over 100 miles of creek, river and lake shoreline. Last year, 633 volunteers removed over 13,000 pounds of trash and recyclables.)**

		Response Percent	Response Count
Very Important		66.2%	364
Important		29.6%	163
Neutral		2.4%	13
Unimportant		0.4%	2
Very Unimportant		0.2%	1
Don't know		1.3%	7

Comments: 114

answered question	550
skipped question	59

**8. How important to you are SYRCL's River Advocacy campaigns overall? (A recent example of an Advocacy campaign is SYRCL's work to keep the South Yuba River and Malakoff Diggins State Parks open. Other examples include SYRCL's work related to dam relicensing and the Yuba Salmon Now! campaign.)**







		Response Percent	Response Count
Very Important		74.1%	410
Important		19.5%	108
Neutral		4.2%	23
Unimportant		0.4%	2
Very Unimportant		0.2%	1
Don't know		1.6%	9

Comments: 98

answered question	553
skipped question	56









**9. How important to you is SYRCL's Yuba Salmon Now! campaign to restore wild salmon to the Upper Yuba watershed? (SYRCL's "Yuba Salmon Now!" campaign is focused on litigation and advocacy to remove barriers to fish passage, increase water flows and decrease water temperatures to improve conditions and habitat for salmon.)**

		Response Percent	Response Count
Very Important		66.7%	369
Important		24.8%	137
Neutral		6.0%	33
Unimportant		0.9%	5
Very Unimportant		0.7%	4
Don't know		0.9%	5







Comments: 100

answered question	553
skipped question	56

10. How important to you is SYRCL's "Save Our Yuba State Parks" campaign to keep the South Yuba River and Malakoff Diggins State Parks open? (In December, SYRCL co-sponsored a Town Hall meeting that attracted 400 people, and organized a letter writing and petition gathering drive that collected over 10,000 signatures. This display of "overwhelming community support" helped convince State officials to keep the South Yuba River State Park open. SYRCL is now focused on finding a solution to keep Malakoff Diggins State Park open too.)

		Response Percent	Response Count
Very Important		64.2%	354
Important		24.9%	137
Neutral		8.5%	47
Unimportant		1.1%	6
Very Unimportant		0.4%	2
Don't know		0.9%	5
		Comments:	100
		answered question	551
		skipped question	58







**11. How important to you is SYRCL's Wild & Scenic Film Festival? (SYRCL's Wild & Scenic Film Festival is designed to inspire activism and support our programs.)**

		Response Percent	Response Count
Very Important		50.3%	280
Important		29.8%	166
Neutral		14.7%	82
Unimportant		2.7%	15
Very Unimportant		1.6%	9
Don't know		0.9%	5

Comments: 158

answered question	557
skipped question	52







**12. How important to you are SYRCL's membership events? (SYRCL produces several annual membership events to bring the community together and raise funds such as the "Wild for the Yuba" beer and wine tasting event, and the Auction.)**

		Response Percent	Response Count
Very Important		18.1%	100
<b>Important</b>		<b>35.0%</b>	<b>194</b>
Neutral		33.8%	187
Unimportant		6.9%	38
Very Unimportant		1.8%	10
Don't know		4.5%	25







Comments: 106

<b>answered question</b>	<b>554</b>
<b>skipped question</b>	<b>55</b>

**13. How important would SYRCL’s proposed “River Ambassadors” program be to you? (We are considering recruiting volunteers to serve as "River Ambassadors" to focus on cleanliness and safety at the major South Yuba River crossings.)**

		Response Percent	Response Count
Very Important		25.0%	134
<b>Important</b>		<b>37.9%</b>	<b>203</b>
Neutral		25.2%	135
Unimportant		3.0%	16
Very Unimportant		1.1%	6
Don't know		7.8%	42
		Comments:	115
		<b>answered question</b>	<b>536</b>
		<b>skipped question</b>	<b>73</b>







**14. How important would resuming SYRCL’s “River Education” program be to you? (The proposed River Education program would seek ways to cultivate a greater sense of stewardship and knowledge about environmental and river ecology issues with students from elementary to college levels, and the larger community as well.)**

		Response Percent	Response Count
Very Important		48.5%	262
Important		37.8%	204
Neutral		10.0%	54
Unimportant		1.3%	7
Very Unimportant		0.9%	5
Don't know		1.5%	8

Comments: 112

answered question	540
skipped question	69

**15. How important would expanding SYRCL's work with local "Watershed Groups" be to you? (SYRCL would organize meetings with residents in their local sub-watershed to document concerns and issues, guide local watershed assessment processes, and support local projects.)**

		Response Percent	Response Count
Very Important		32.2%	173
<b>Important</b>		<b>41.6%</b>	<b>224</b>
Neutral		19.0%	102
Unimportant		2.0%	11
Very Unimportant		1.3%	7
Don't know		3.9%	21

Comments: 92

<b>answered question</b>	<b>538</b>
<b>skipped question</b>	<b>71</b>

**16. How should SYRCL prioritize its work plan for the next three years? Please rank from 1 (Most important) to 9 (LEAST important) the following:**



	1 (Most important)	2	3	4	5	6	7	8	9 (Least important)
Annual River Cleanup program	<b>17.3% (84)</b>	11.8% (57)	12.4% (60)	11.5% (56)	15.3% (74)	10.5% (51)	10.1% (49)	5.6% (27)	5.6% (27)
New River Ambassadors program	3.2% (15)	3.8% (18)	5.3% (25)	5.8% (27)	7.2% (34)	12.6% (59)	12.8% (60)	19.2% (90)	<b>30.1% (141)</b>
River Education program	9.6% (46)	9.8% (47)	12.3% (59)	<b>17.4% (83)</b>	15.5% (74)	13.2% (63)	10.7% (51)	7.7% (37)	3.8% (18)
River Monitoring program	14.8% (72)	<b>20.6% (100)</b>	20.2% (98)	17.1% (83)	9.7% (47)	7.4% (36)	6.0% (29)	3.1% (15)	1.2% (6)
River Restoration projects	15.7% (76)	<b>19.4% (94)</b>	17.9% (87)	13.6% (66)	15.1% (73)	7.2% (35)	5.4% (26)	3.7% (18)	2.1% (10)
River Advocacy campaigns	15.9% (76)	8.8% (42)	11.5% (55)	8.2% (39)	8.8% (42)	<b>16.6% (79)</b>	13.8% (66)	11.1% (53)	5.2% (25)
Watershed Groups program	2.1% (10)	4.7% (22)	6.2% (29)	9.2% (43)	9.8% (46)	10.7% (50)	18.1% (85)	<b>21.3% (100)</b>	17.9% (84)
Wild & Scenic Film Festival	11.8% (60)	13.8% (70)	9.6% (49)	9.4% (48)	9.6% (49)	9.6% (49)	9.6% (49)	11.6% (59)	<b>14.9% (76)</b>
Yuba Salmon Now! campaign	<b>19.1% (97)</b>	13.6% (69)	9.0% (46)	9.8% (50)	7.3% (37)	10.0% (51)	10.2% (52)	10.8% (55)	10.2% (52)
									<b>answers</b>
									<b>skipped</b>



## 17. What do you think are the three most important issues that SYRCL should focus on?

	First	Second	Third	Rating Average	Response Count
Climate Change	<b>48.1% (26)</b>	22.2% (12)	29.6% (16)	2.19	54
Dam relicensing (FERC)	<b>48.1% (87)</b>	24.3% (44)	27.6% (50)	2.20	181
Dam removal (Daguerre Point Dam)	36.0% (62)	<b>40.7% (70)</b>	23.3% (40)	2.13	172
Dam removal (Englebright Dam)	<b>42.1% (77)</b>	33.9% (62)	24.0% (44)	2.18	183
Development impacts	29.0% (45)	<b>40.0% (62)</b>	31.0% (48)	1.98	155
Fire prevention	30.2% (13)	27.9% (12)	<b>41.9% (18)</b>	1.88	43
Logging impacts	17.8% (8)	<b>42.2% (19)</b>	40.0% (18)	1.78	45
Mining impacts	19.7% (13)	39.4% (26)	<b>40.9% (27)</b>	1.79	66
Mining clean-up	10.4% (7)	32.8% (22)	<b>56.7% (38)</b>	1.54	67
Off-Highway Vehicle (OHV) impacts	14.6% (6)	<b>43.9% (18)</b>	41.5% (17)	1.73	41
Water pollution impacts from pesticides/herbicides	32.5% (49)	32.5% (49)	<b>35.1% (53)</b>	1.97	151
Recreational impacts (such as camping, fire, garbage, litter)	18.8% (21)	33.9% (38)	<b>47.3% (53)</b>	1.71	112
State Parks (keep them open)	<b>44.4% (99)</b>	28.3% (63)	27.4% (61)	2.17	223
Water use conservation	24.7% (19)	35.1% (27)	<b>40.3% (31)</b>	1.84	77
Other (please specify)					56
answered question					538
skipped question					71

## 18. Have you volunteered for SYRCL in the past three years?

		Response Percent	Response Count
Yes		59.5%	323
No		40.5%	220
answered question			543
skipped question			66

## 19. For each of the following statements, please rate your level of agreement:

	Strongly Agree	Agree	Neutral	Disagree	Strongly Disagree	N/A	Rating Average	Response Count
"SYRCL provides good opportunities for me to volunteer"	<b>63.4%</b> <b>(199)</b>	29.3% (92)	6.4% (20)	0.6% (2)	0.0% (0)	0.3% (1)	4.56	314
"I feel my volunteer time makes a difference"	<b>49.0%</b> <b>(153)</b>	40.7% (127)	7.7% (24)	1.3% (4)	0.0% (0)	1.3% (4)	4.39	312
"I am given clear direction about my volunteer assignment"	<b>48.9%</b> <b>(152)</b>	36.0% (112)	8.7% (27)	2.9% (9)	0.0% (0)	3.5% (11)	4.36	311
"I feel appreciated for my volunteer work"	<b>57.7%</b> <b>(180)</b>	29.5% (92)	8.3% (26)	1.9% (6)	1.0% (3)	1.6% (5)	4.43	312

Comments:

47

answered question	314
skipped question	295

**20. SYRCL relies on volunteers to participate in our programs and campaigns. How likely would you be to VOLUNTEER for the following activities?**

	Very Likely	Likely	Neutral	Unlikely	Very Unlikely	N/A	Rating Average	Response Count
Advocacy campaigns	11.4% (46)	20.1% (81)	<b>28.5%</b> <b>(115)</b>	19.1% (77)	12.2% (49)	8.7% (35)	2.99	403
Annual River Cleanup	34.8% (162)	<b>35.0%</b> <b>(163)</b>	12.4% (58)	5.4% (25)	6.0% (28)	6.4% (30)	3.93	466
Auction	11.6% (48)	17.7% (73)	21.1% (87)	<b>24.7%</b> <b>(102)</b>	17.9% (74)	7.0% (29)	2.79	413
Membership events	5.1% (21)	16.9% (69)	<b>30.6%</b> <b>(125)</b>	22.5% (92)	15.9% (65)	8.8% (36)	2.70	408
River Ambassadors program	4.3% (17)	15.1% (60)	<b>27.9%</b> <b>(111)</b>	24.1% (96)	18.3% (73)	10.3% (41)	2.59	398
River Education program	9.3% (38)	21.6% (88)	<b>27.2%</b> <b>(111)</b>	19.6% (80)	14.2% (58)	8.1% (33)	2.91	408
River Monitoring program	13.8% (58)	22.1% (93)	<b>23.0%</b> <b>(97)</b>	19.0% (80)	13.1% (55)	9.0% (38)	3.05	421
River Restoration projects	14.6% (62)	<b>30.8%</b> <b>(131)</b>	23.8% (101)	13.6% (58)	8.9% (38)	8.2% (35)	3.31	425
Watershed Groups	9.1% (36)	13.9% (55)	<b>31.2%</b> <b>(124)</b>	21.7% (86)	15.6% (62)	8.6% (34)	2.77	397
Wild & Scenic Film Festival	<b>37.5%</b> <b>(171)</b>	23.9% (109)	15.1% (69)	8.8% (40)	9.0% (41)	5.7% (26)	3.77	456
Work in the SYRCL office	8.4% (35)	13.2% (55)	21.9% (91)	<b>25.7%</b> <b>(107)</b>	19.7% (82)	11.1% (46)	2.61	416
Yuba Salmon Now! campaign	13.3% (56)	22.8% (96)	<b>25.2%</b> <b>(106)</b>	17.1% (72)	13.5% (57)	8.1% (34)	3.06	421

Comments: 114

<b>answered question</b>	<b>495</b>
<b>skipped question</b>	<b>114</b>

**21. SYRCL relies heavily on membership dues and donations to support our work. How likely would you be to DONATE to the following activities in addition to paying membership dues?**

	Very Likely	Likely	Neutral	Unlikely	Very Unlikely	N/A	Rating Average	Response Count
Advocacy campaigns	9.1% (36)	20.9% (83)	<b>29.5%</b> <b>(117)</b>	17.9% (71)	13.9% (55)	8.8% (35)	2.93	397
Annual River Cleanup	10.1% (41)	23.4% (95)	<b>29.8%</b> <b>(121)</b>	16.0% (65)	12.6% (51)	8.1% (33)	3.03	406
Auction	11.9% (48)	20.6% (83)	<b>23.6%</b> <b>(95)</b>	20.6% (83)	15.2% (61)	8.0% (32)	2.93	402
Membership events	3.8% (15)	15.6% (61)	<b>33.7%</b> <b>(132)</b>	23.0% (90)	15.6% (61)	8.4% (33)	2.66	392
River Ambassadors program	2.4% (9)	10.5% (40)	<b>36.4%</b> <b>(139)</b>	24.6% (94)	17.5% (67)	8.6% (33)	2.51	382
River Education program	7.5% (30)	22.5% (90)	<b>31.0%</b> <b>(124)</b>	16.8% (67)	13.8% (55)	8.5% (34)	2.93	400
River Monitoring program	8.8% (35)	21.1% (84)	<b>30.9%</b> <b>(123)</b>	16.6% (66)	14.3% (57)	8.3% (33)	2.93	398
River Restoration projects	10.5% (43)	27.1% (111)	<b>29.1%</b> <b>(119)</b>	13.9% (57)	11.2% (46)	8.1% (33)	3.13	409
Watershed Groups	5.1% (20)	9.7% (38)	<b>38.9%</b> <b>(152)</b>	21.7% (85)	15.9% (62)	8.7% (34)	2.63	391
Wild & Scenic Film Festival	13.4% (55)	22.2% (91)	<b>24.0%</b> <b>(98)</b>	17.1% (70)	15.2% (62)	8.1% (33)	3.02	409
Yuba Salmon Now! campaign	14.7% (62)	24.4% (103)	<b>26.3%</b> <b>(111)</b>	13.7% (58)	12.8% (54)	8.1% (34)	3.16	422

Comments: 78

<b>answered question</b>	<b>471</b>
<b>skipped question</b>	<b>138</b>

## 22. For each of the following statements, please rate your level of agreement:







	Strongly Agree	Agree	Neutral	Disagree	Strongly Disagree	N/A	Rating Average	Response Count
"Becoming a member is easy"	<b>52.3%</b> <b>(260)</b>	33.8% (168)	6.8% (34)	1.0% (5)	0.0% (0)	6.0% (30)	4.46	497
"Donating online is easy"	<b>31.0%</b> <b>(153)</b>	29.4% (145)	17.8% (88)	0.8% (4)	0.4% (2)	20.5% (101)	4.13	493
"The benefits of being a member are clear to me"	32.0% (158)	<b>36.2%</b> <b>(179)</b>	20.0% (99)	5.5% (27)	1.4% (7)	4.9% (24)	3.97	494
"I feel appreciated for my donations"	30.7% (150)	<b>32.7%</b> <b>(160)</b>	20.9% (102)	2.9% (14)	0.8% (4)	12.1% (59)	4.02	489
"I receive timely notice to renew my annual membership"	26.5% (131)	<b>30.2%</b> <b>(149)</b>	20.6% (102)	4.0% (20)	1.6% (8)	17.0% (84)	3.91	494
"To support SYRCL's work, it is important to be a dues-paying member"	<b>40.4%</b> <b>(202)</b>	31.4% (157)	13.2% (66)	6.4% (32)	3.2% (16)	5.4% (27)	4.05	500

Comments:

46

<b>answered question</b>	<b>505</b>
<b>skipped question</b>	<b>104</b>

**23. Generally speaking, how satisfied are you with how SYRCL keeps you informed about its activities?**

		Response Percent	Response Count
Very Satisfied		45.0%	232
Satisfied		40.3%	208
Neutral		7.6%	39
Dissatisfied		2.5%	13
Very Dissatisfied		1.0%	5
Don't know		3.7%	19
		<b>answered question</b>	<b>516</b>
		<b>skipped question</b>	<b>93</b>

**24. Please rate your preferred way to get information from SYRCL from 1 (MOST preferred) to 5 (LEAST preferred): [check all that apply]**







	<b>1 (Most preferred)</b>	<b>2</b>	<b>3 (Neutral)</b>	<b>4</b>	<b>5 (Least preferred)</b>	<b>Response Count</b>
E-newsletters, emailed to me	<b>85.3% (429)</b>	8.7% (44)	2.8% (14)	1.8% (9)	1.4% (7)	503
Printed newsletter, mailed to my home	10.9% (45)	14.0% (58)	14.0% (58)	11.9% (49)	<b>49.2% (203)</b>	413
Facebook	9.6% (39)	17.3% (70)	13.1% (53)	10.6% (43)	<b>49.4% (200)</b>	405
Articles in The Union	14.9% (64)	<b>28.9% (124)</b>	25.9% (111)	11.4% (49)	18.9% (81)	429
Articles on Yubanet.com	11.4% (45)	20.0% (79)	<b>32.4% (128)</b>	13.2% (52)	23.0% (91)	395
Town Hall meetings	7.9% (31)	20.3% (79)	<b>35.9% (140)</b>	13.1% (51)	22.8% (89)	390
Speakers Series (guest lecturers)	11.4% (47)	29.7% (122)	<b>37.0% (152)</b>	10.9% (45)	10.9% (45)	411
SYRCL Website	28.1% (124)	<b>37.1% (164)</b>	24.9% (110)	5.0% (22)	5.0% (22)	442

Please tell us your suggestions for how SYRCL can do a better job communicating with you:

70

<b>answered question</b>	<b>513</b>
<b>skipped question</b>	<b>96</b>




**25. How important is it to you that we stay in downtown Nevada City? Background: SYRCL's lease expires this year, and we will need to relocate our office soon. We want to stay accessible to our members, volunteers and visitors. We also want the most affordable and efficient office space available so that we can devote the majority of our funds to our programs.**

		Response Percent	Response Count
Very Important		23.5%	120
Important		18.8%	96
<b>Neutral</b>		<b>32.3%</b>	<b>165</b>
Unimportant		15.5%	79
Very Unimportant		5.7%	29
Don't know		4.3%	22

Comments: 114

answered question	511
skipped question	98




**26. I am currently an annual dues-paying SYRCL member:**

		Response Percent	Response Count
Yes		56.6%	290
No		33.6%	172
Don't know		9.8%	50



answered question	512
skipped question	97










**27. In addition to being a dues-paying member, I support SYRCL with additional donations and/or attend fundraising events.**

		Response Percent	Response Count
Yes		50.7%	256
No		26.7%	135
Not applicable (not a member)		22.6%	114
answered question			505
skipped question			104








**28. I am a SYRCL volunteer:**

		Response Percent	Response Count
Yes		56.8%	283
No		43.2%	215
answered question			498
skipped question			111



## 29. Why do you support SYRCL? [check all that apply]

		Response Percent	Response Count
To be part of the local environmental community		66.4%	332
<b>To protect and restore the Yuba River and watershed</b>		<b>89.2%</b>	<b>446</b>
For the membership benefits (event discounts, gifts)		6.8%	34
To participate in SYRCL events		33.4%	167
For social opportunities		17.8%	89
For volunteer opportunities		26.8%	134
Other (please specify)		11.4%	57
answered question			<b>500</b>
skipped question			<b>109</b>

### 30. If you stopped renewing your membership, why? [check all that apply]

		Response Percent	Response Count
Not applicable, I'm still a member		54.7%	204
I disagree with the direction of SYRCL's work		1.3%	5
I forgot to renew		8.8%	33
SYRCL's work doesn't inspire me enough to give money		1.3%	5
Financial reasons		22.5%	84
I did not receive a renewal notice		4.3%	16
Other (please specify)		16.1%	60
answered question			373
skipped question			236

### 31. Gender:

		Response Percent	Response Count
Male		44.5%	226
Female		55.5%	282
answered question			508
skipped question			101







### 32. Age:

		Response Percent	Response Count
under 20		1.2%	6
21-30		6.1%	31
31-40		6.9%	35
41-50		15.7%	80
<b>51-64</b>		<b>49.0%</b>	<b>249</b>
65+		21.1%	107
<b>answered question</b>			<b>508</b>
<b>skipped question</b>			<b>101</b>





### 33. How many years have you been active in SYRCL (as a member, volunteer, donor, event attendee, etc)?

		Response Percent	Response Count
Less than a year		5.7%	29
1-2 years		9.8%	50
3-5 years		26.8%	136
6-10 years		20.1%	102
<b>Over 10 years</b>		<b>31.1%</b>	<b>158</b>
Not applicable		6.5%	33
<b>answered question</b>			<b>508</b>
<b>skipped question</b>			<b>101</b>









### 34. How often do you visit the Yuba River in the summer?

		Response Percent	Response Count
Never		5.5%	28
A couple of times total		28.5%	146
Once a month		13.1%	67
<b>A couple of times a month</b>		<b>29.3%</b>	<b>150</b>
Once a week		11.9%	61
More than once a week		11.7%	60
answered question			<b>512</b>
skipped question			<b>97</b>













### 35. Which fork of the Yuba River do you visit the most?

		Response Percent	Response Count
North		8.6%	42
Middle		5.5%	27
<b>South</b>		<b>77.7%</b>	<b>379</b>
Don't know		8.2%	40
answered question			<b>488</b>
skipped question			<b>121</b>

### 36. Describe your recreational use of the Yuba River: [check all that apply]

		Response Percent	Response Count
Fishing		13.4%	67
Swimming		74.9%	374
<b>Hiking</b>		<b>81.2%</b>	<b>405</b>
Boating		11.2%	56
Camping		18.6%	93
Picnicking		44.7%	223
Gold panning		5.2%	26
Other (please specify)		17.6%	88
answered question			<b>499</b>
skipped question			<b>110</b>

### 37. Where do you live?




		Response Percent	Response Count
Grass Valley		22.3%	104
<b>Nevada City</b>		<b>45.5%</b>	<b>212</b>
North San Juan/San Juan Ridge		4.1%	19
Penn Valley		4.9%	23
Rough and Ready		1.3%	6
Truckee		1.5%	7
Other Nevada County		4.5%	21
Sierra County		0.6%	3
Yuba County		2.6%	12
Placer County		2.8%	13
Plumas County		0.0%	0
Sacramento area		2.4%	11
San Francisco Bay Area		7.5%	35
Other (please specify)			70

<b>answered question</b>	<b>466</b>
<b>skipped question</b>	<b>143</b>

**38. Do you have any additional comments to share with SYRCL's Board of Directors and staff?**

	Response Count
	182
answered question	182
skipped question	427

**39. Please provide your name and contact information so we can contact you if you win the drawing.**

		Response Percent	Response Count
Name:		99.4%	341
Email Address:		99.1%	340
Phone Number:		95.9%	329
	answered question		343
	skipped question		266